

# Members Only

Members Only posts are “private” and viewable by specific member types.

## Members Only

Members Only allows users to create private posts and assign a post to an existing member type such as “Silver” or “Gold” level members. Assigning a member type to a post will make it so only that member type can view the post.

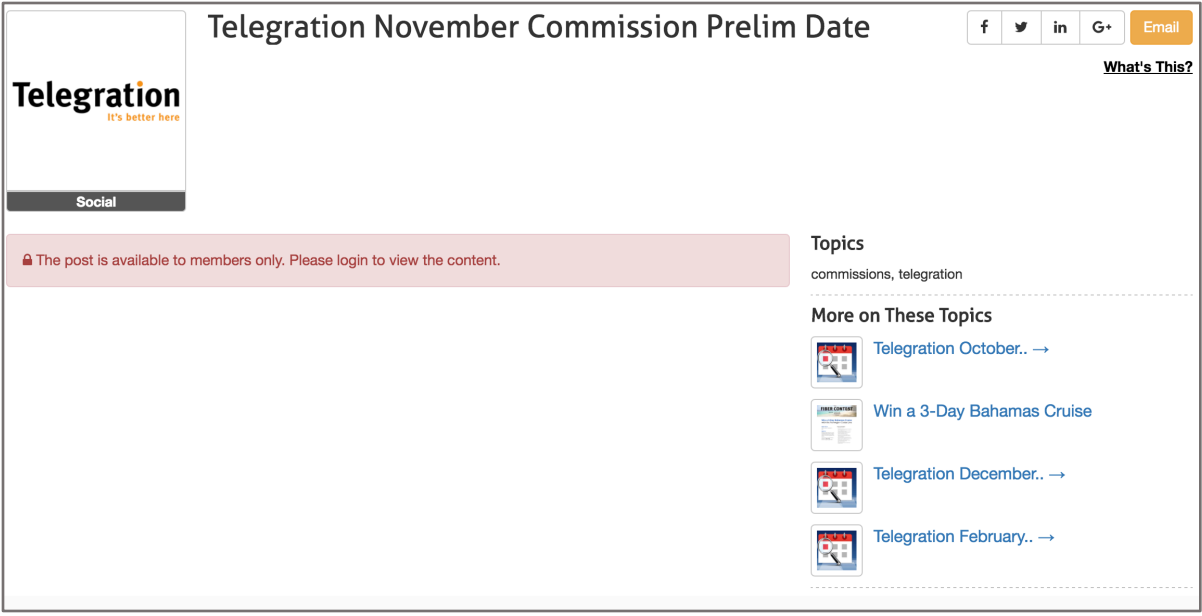
### Topics:

How do I locate this feature?

How can I customize this feature?

What happens when someone who is not the correct member level attempt to access a members only post?

### Example: Members only Post



# Members Only

Members Only posts are "private" and viewable by specific member types.

## Topics:

How do I locate this feature?

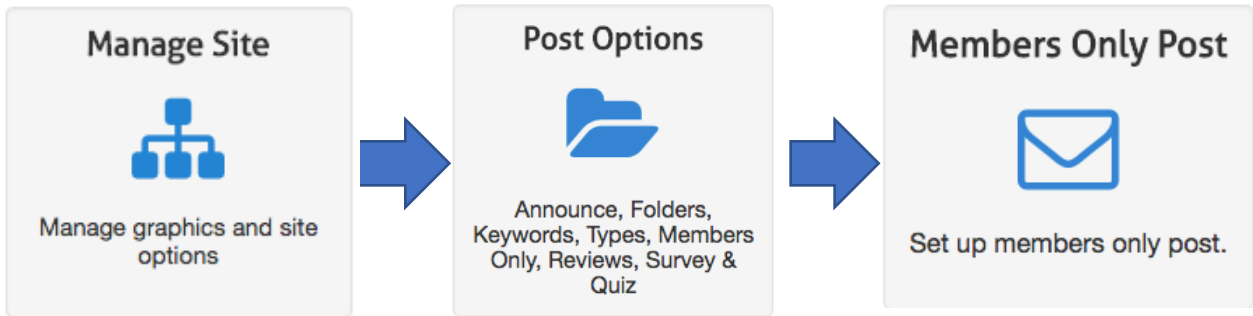
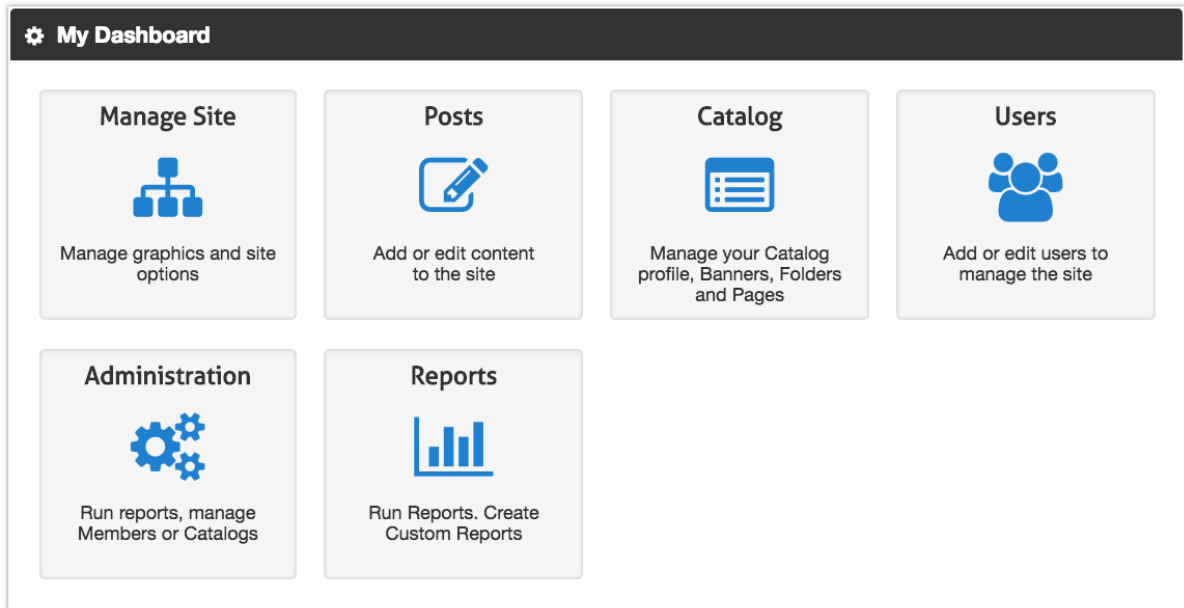
How can I customize this feature?

What happens when someone who is not the correct member level attempt to access a members only post?

## Members Only

### How do I locate this feature?

To turn on Members Only Posts select Manage Site from your Dashboard, then select Post Options, then Members Only Posts.



# Members Only

Members Only posts are "private" and viewable by specific member types.

## Topics:

How do I locate this feature?

How can I customize this feature?

What happens when someone who is not the correct member level attempt to access a members only post?

## Members Only

### How can I customize this feature?

Go to the members only tile under post options (See locate). You can display or hide the Join Now or Upgrade buttons from the application and add a custom message for viewers when they attempt to view a post that they do not have access to.

**Members Only Posts**

Turn on the ability to create members only posts. Display or hide the Join Now or Upgrade button and add a custom message for viewers when they attempt to view a post that they do not have access to.

**Members Only Posts**

On

Off

**Display buttons**

Display "Login" and "Join Now"

Display "Upgrade" for current members without privileges to view post.

**Customize Members Only Message**

The post is available to members only. Please login to view the content.

Save



*Member Types must be set up separately in the Applications Wizard. To learn more, please refer to the Applications Training Doc.*